



Model Predictive Control and Random Batch Methods for a Guiding Problem

Enrique Zuazua¹

FAU - Erlangen

Joint work with Dongnam Ko, Catholic University of Korea

Kinetic Theory: Analysis, Computation and Applications

Théorie cinétique: analyse, calcul et applications

January to June 2021

March 2021

Unterstützt von / Supported by



Alexander von Humboldt
Stiftung/Foundation



European Research Council
Established by the European Commission

Table of Contents

- 1** A guiding problem: drivers + evaders
- 2 Herding through optimal control
- 3 Random Batch Methods (RBM) on interacting particle systems
- 4 Summary and perspectives

Motivation: Sheepdogs and sheep

Herding Problem: One or several sheepdogs steer a herd of sheep to a final destination.



Objective: Guide the evaders in the right direction and confine them in a given area.

Motivation: "Guidance by repulsion" model

Drivers try to guide the evaders to a given final destination

- **One driver + one evader²**
 - The driver induces a **repulsive force** on the evader.
 - The driver is **attracted** by the evader.
 - The driver guides the evader combining elementary motions: stop, move forward and rotate (left and right).
 - The driver (sheepdog) acts following the **instructions of a shepherd** (control).
- **One driver + multiple evaders.**
 - The single driver interacts with **the center of the flock of evaders**.
 - Evaders are mutually **attracted**.
- **Multiple drivers + multiple evaders³**
 - **Each driver** interacts with **each evader**.
 - **The shepherd coordinates** the motion of all drivers.

²R. Escobedo, A. Ibañez, E. Zuazua, 2016

³D. Ko, E. Zuazua, 2020.

True herding



Virtual herding

Multiple drivers/evaders model

$\mathbf{x}_i, \mathbf{v}_i$: the **position, velocity** of the i th evader ($i = 1, \dots, N$) in \mathbb{R}^2 ,
 \mathbf{y}_j : the position of the j th **driver** ($j = 1, \dots, M$) in \mathbb{R}^2 .

$$\left\{ \begin{array}{l}
 \dot{\mathbf{x}}_i = \mathbf{v}_i, \quad i = 1, \dots, N, \\
 \dot{\mathbf{v}}_i = \frac{1}{N-1} \sum_{k=1, k \neq i}^N a(\mathbf{x}_k - \mathbf{x}_i)(\mathbf{v}_k - \mathbf{v}_i) \quad \leftarrow \text{velocity alignment} \\
 \quad + \frac{1}{N-1} \sum_{k=1, k \neq i}^N g(\mathbf{x}_k - \mathbf{x}_i)(\mathbf{x}_k - \mathbf{x}_i) \quad \leftarrow \text{position flocking} \\
 \quad - \frac{1}{M} \sum_{j=1}^M f(\mathbf{y}_j - \mathbf{x}_i)(\mathbf{y}_j - \mathbf{x}_i), \quad i = 1, \dots, N, \quad \leftarrow \text{evading from drivers} \\
 \dot{\mathbf{y}}_j = \mathbf{u}_j(t), \quad j = 1, \dots, M \quad \leftarrow \text{drivers are directly controlled} \\
 \mathbf{x}_i(0) = \mathbf{x}_i^0, \quad \mathbf{v}_i(0) = \mathbf{v}_i^0, \quad \mathbf{y}_j(0) = \mathbf{y}_j^0.
 \end{array} \right.$$

Independent of how strongly the driver is attracted towards the evader, the shepherd can control its instinct to steer the driver according to the control strategy. This simplifies the equation for the driver.

Table of Contents

- 1 A guiding problem: drivers + evaders
- 2 Herding through optimal control**
- 3 Random Batch Methods (RBM) on interacting particle systems
- 4 Summary and perspectives

Optimal control

Goal: Simulate the locomotion of drivers controlling an ensemble of evaders?

MINIMISE!!!!

$$J(\mathbf{u}) := \int_0^T \left[\frac{1}{N} \sum_{k=1}^N |\mathbf{x}_k - \mathbf{x}_f|^2 + \frac{10^{-4}}{M} \sum_{j=1}^M |\mathbf{u}_j|^2 + \frac{10^{-4}}{M} \sum_{j=1}^M |\mathbf{y}_j - \mathbf{x}_f|^2 \right] dt.$$

Note that we penalize the position of the drivers as well. This is known to lead to less oscillatory control strategies (Turnpike)

Some (very few) references:

- Problems on **sheep gathering**:
Well-posedness of optimal control [Burger, Pinnau, Roth, Totzeck, Tse, 2016] and its simulations [Pinnau, Totzeck, 2018].
- **Repelling birds** from airports: [Gade, Paranjape, Chung, 2015],
- **Hunting strategies**: [Muro, Escobedo, Spector, Coppinger, 2011 and 2014],

Simulation

A numerically simulated optimal control with 36 evaders and 2 drivers toward the target $(0.5, 0.5)$ in the time horizon $[0, 4]$:

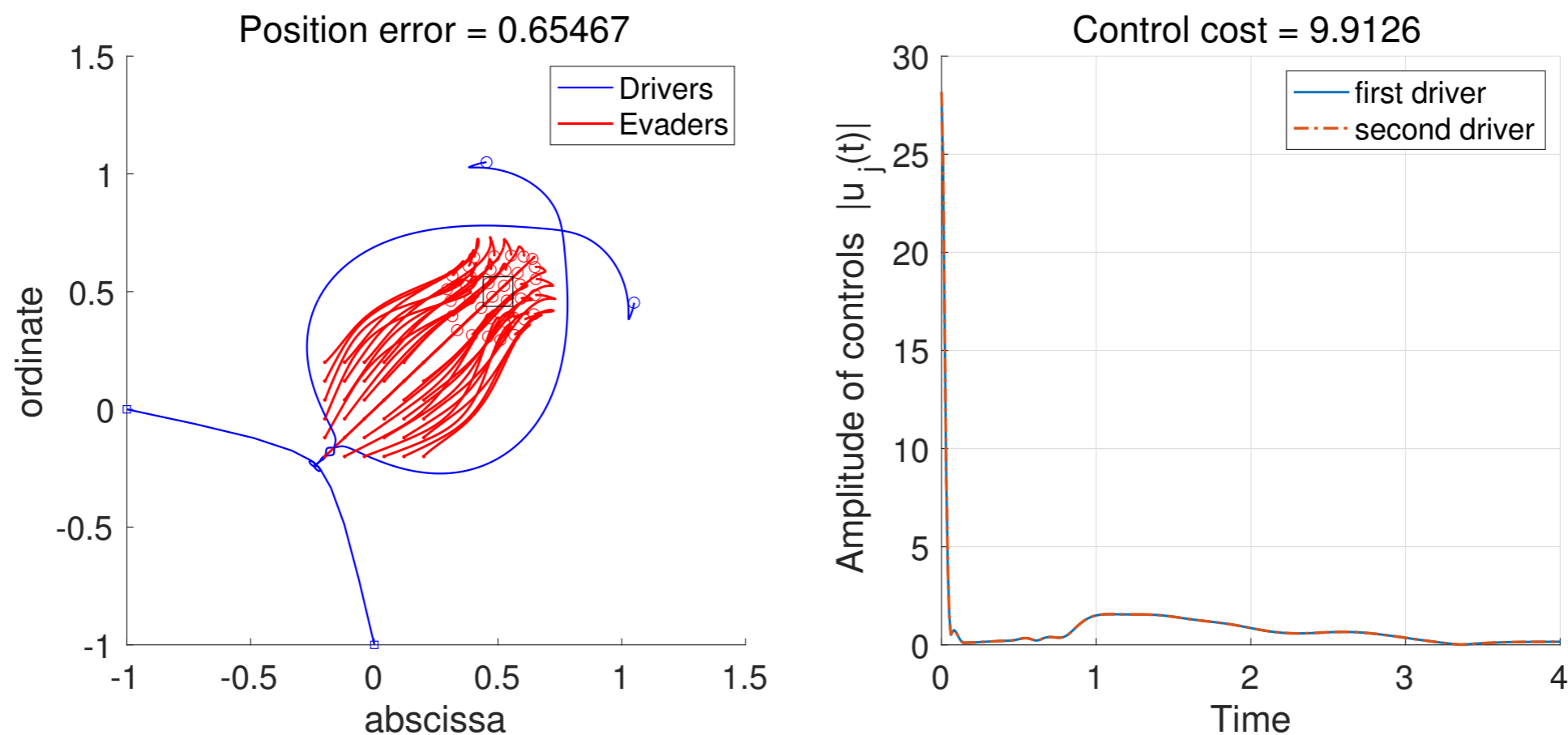
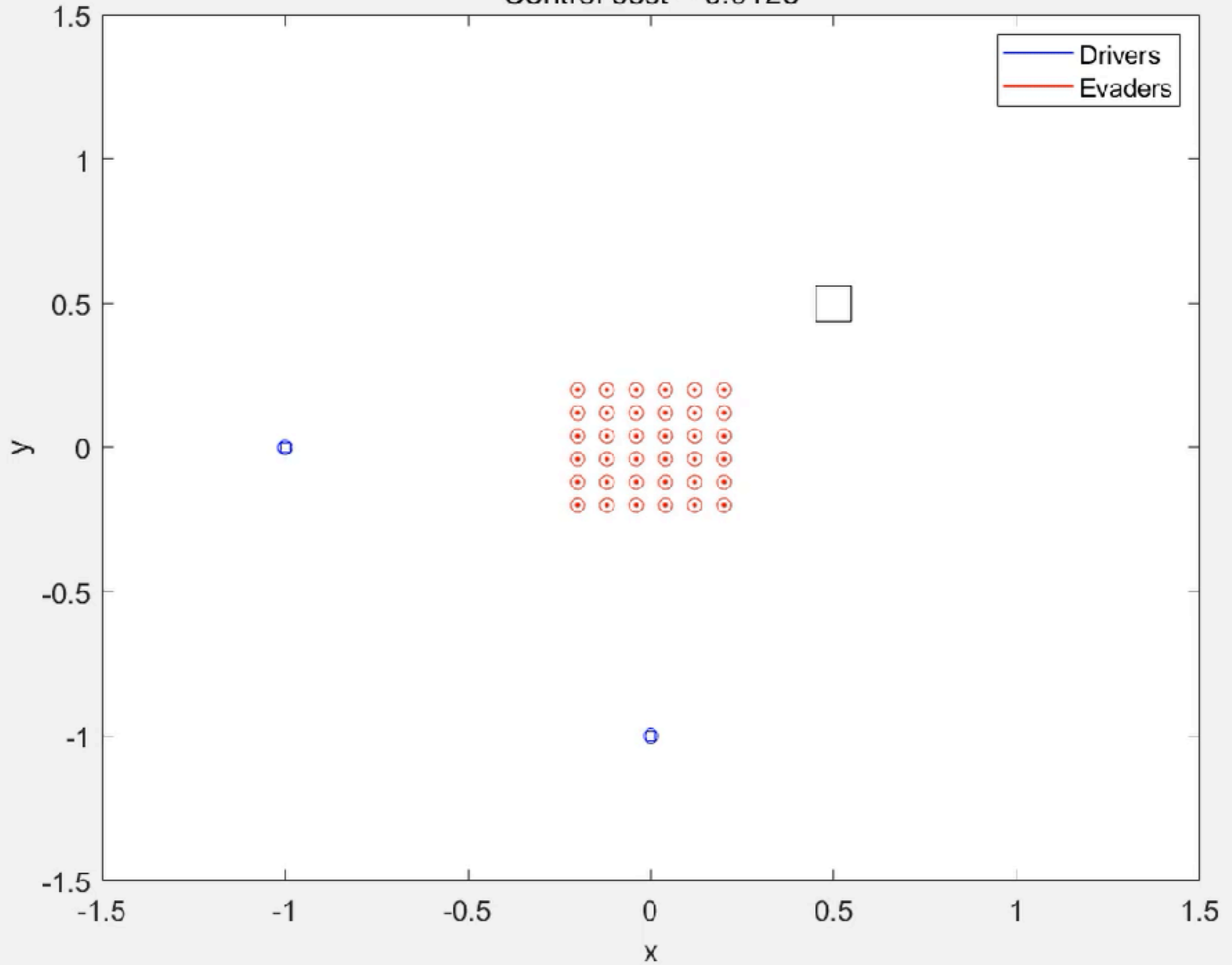


Figure: **Left:** trajectories in $2D$ space, **Right:** control function along time.

Two drivers starting from $(0, -1)$ and $(-1, 0)$.

Control cost = 9.9126



Accelerating simulations

The computational complexity increases rapidly when the number of evaders N grows.

We propose an **approximate control design** combining:

- 1 Random Batch Methods (RBM)** to approximate dynamics.⁴
- 2 Model Predictive Control (MPC)** to correct the deviation introduced by the RBM⁵.

⁴S. Jin, L. Li, J-G Liu, 2020.

⁵L. Grüne, J. Pannek, 2017.

Table of Contents

- 1 A guiding problem: drivers + evaders
- 2 Herding through optimal control
- 3 Random Batch Methods (RBM) on interacting particle systems**
- 4 Summary and perspectives

Approximative dynamics: Random Batch Methods (RBM)

Divide $[0, T]$ into subintervals

$$[0, T] = \bigcup_{m=1}^M [t_{m-1}, t_m], \quad 0 = t_0 < t_1 < \dots < t_M = T.$$

We split the set of particles into N/P small random subsets (batches) with P particles:

$$\{1, 2, \dots, N\} = \mathcal{B}_1^m \cup \mathcal{B}_2^m \cup \dots \cup \mathcal{B}_n^m, \quad |\mathcal{B}_i^m| = P \quad \text{for } \forall i.$$

The model is reduced considering only interactions within each batch:

$$\frac{1}{N-1} \sum_{k=1, k \neq i}^N a(\mathbf{x}_k - \mathbf{x}_i)(\mathbf{v}_k - \mathbf{v}_i) \quad \rightarrow \quad \frac{1}{P-1} \sum_{k \in [i]_m, k \neq i} a(\mathbf{x}_k - \mathbf{x}_i)(\mathbf{v}_k - \mathbf{v}_i),$$

where $[i]_m$ denotes the batch containing i for $t \in [t_{m-1}, t_m]$,

We then control this reduced dynamics, which leads to a stochastic mini-batch gradient descent method.

Simulations using the RBM

Simulations show that the **RBM** properly approximates the distribution of **evaders** (better than the trajectory of individual evaders). **The convergence analysis is to be done to a large extent.**

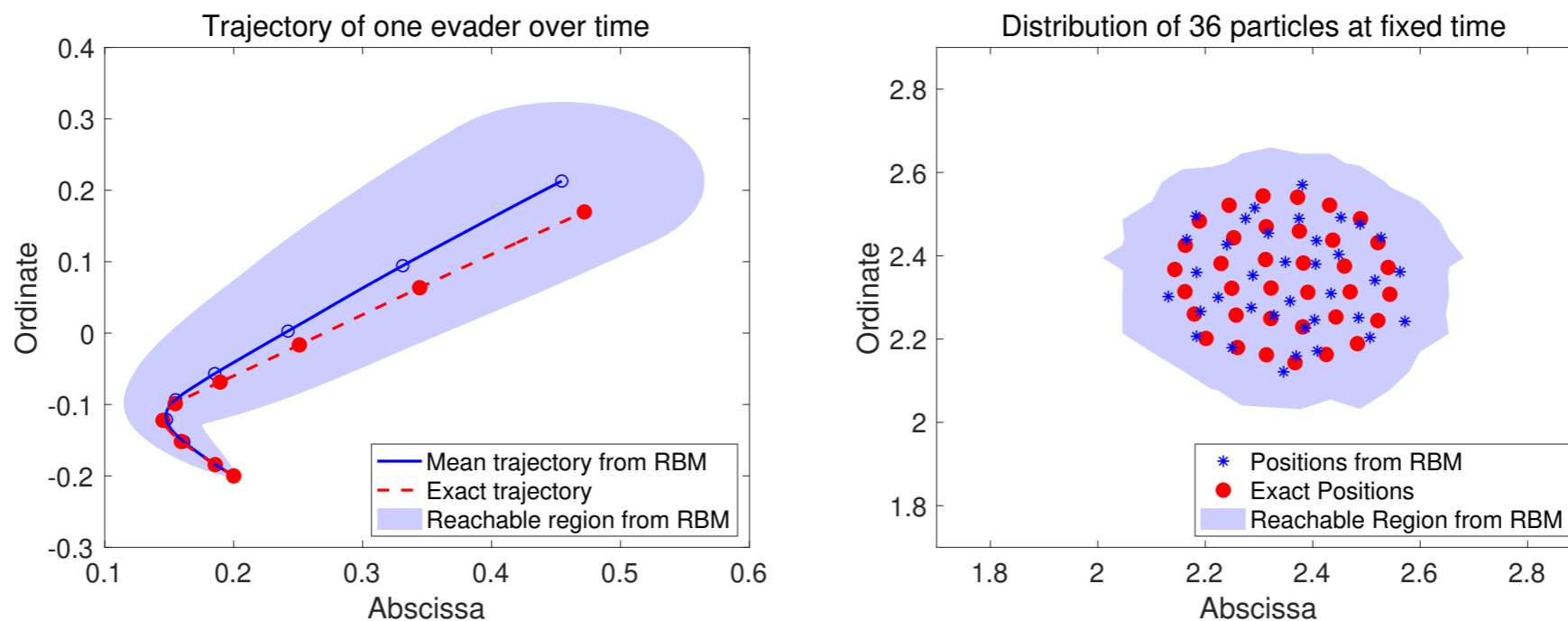


Figure: Simulation along $t \in [0, 4]$ (left) and at $t = 10$ (right). **Red:** positions from original system, **Blue:** positions from RBM, **Colored region:** 95% confidence region with 200 simulations.

An added tool is needed to reduce the error in the control of the dynamics, which increases in long time-horizons.

Model Predictive Control (MPC)

MPC adapts the control obtained through the reduced dynamics to the full system in an iterative manner. This is achieved by optimizing a finite time-horizon, but only implementing the current timeslot and then optimizing again, repeatedly.

MPC leads to a semi-feedback strategy.

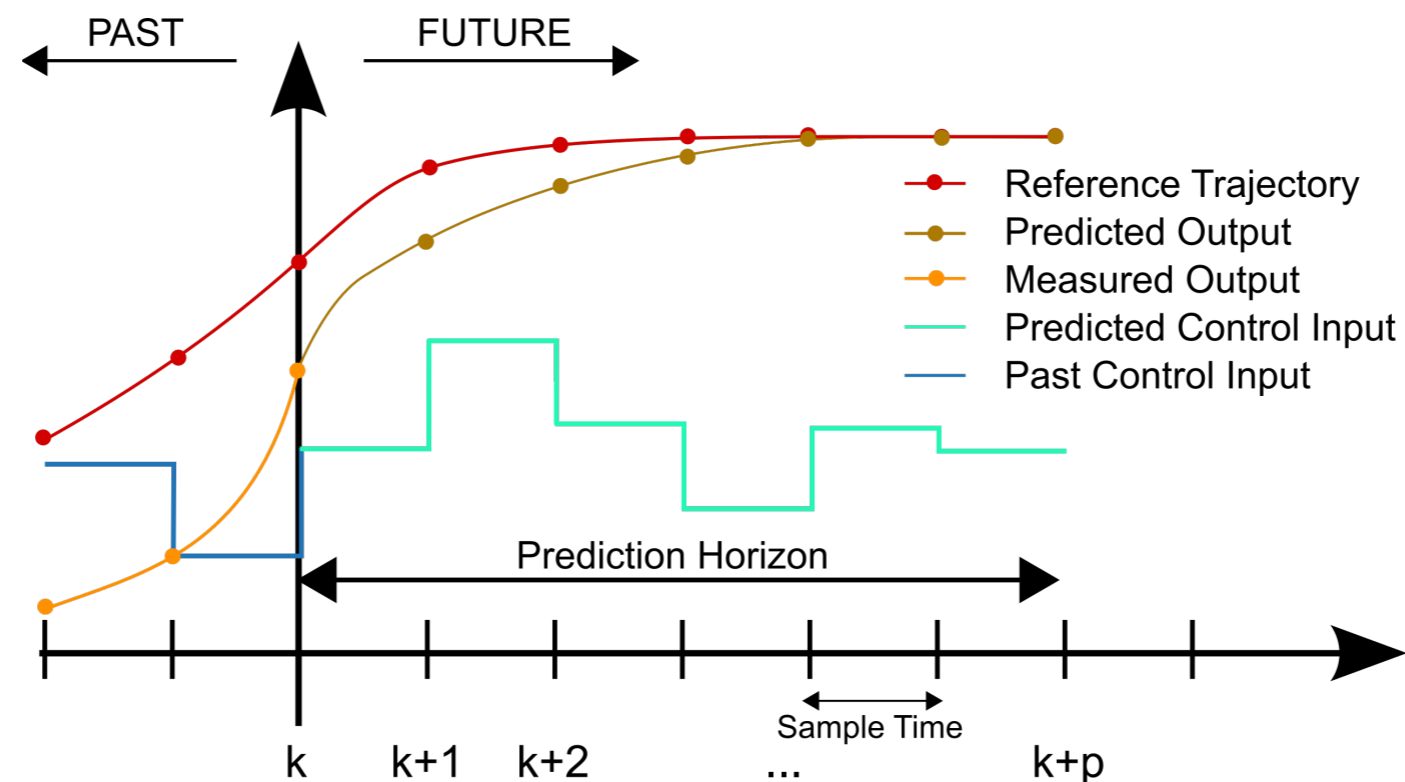
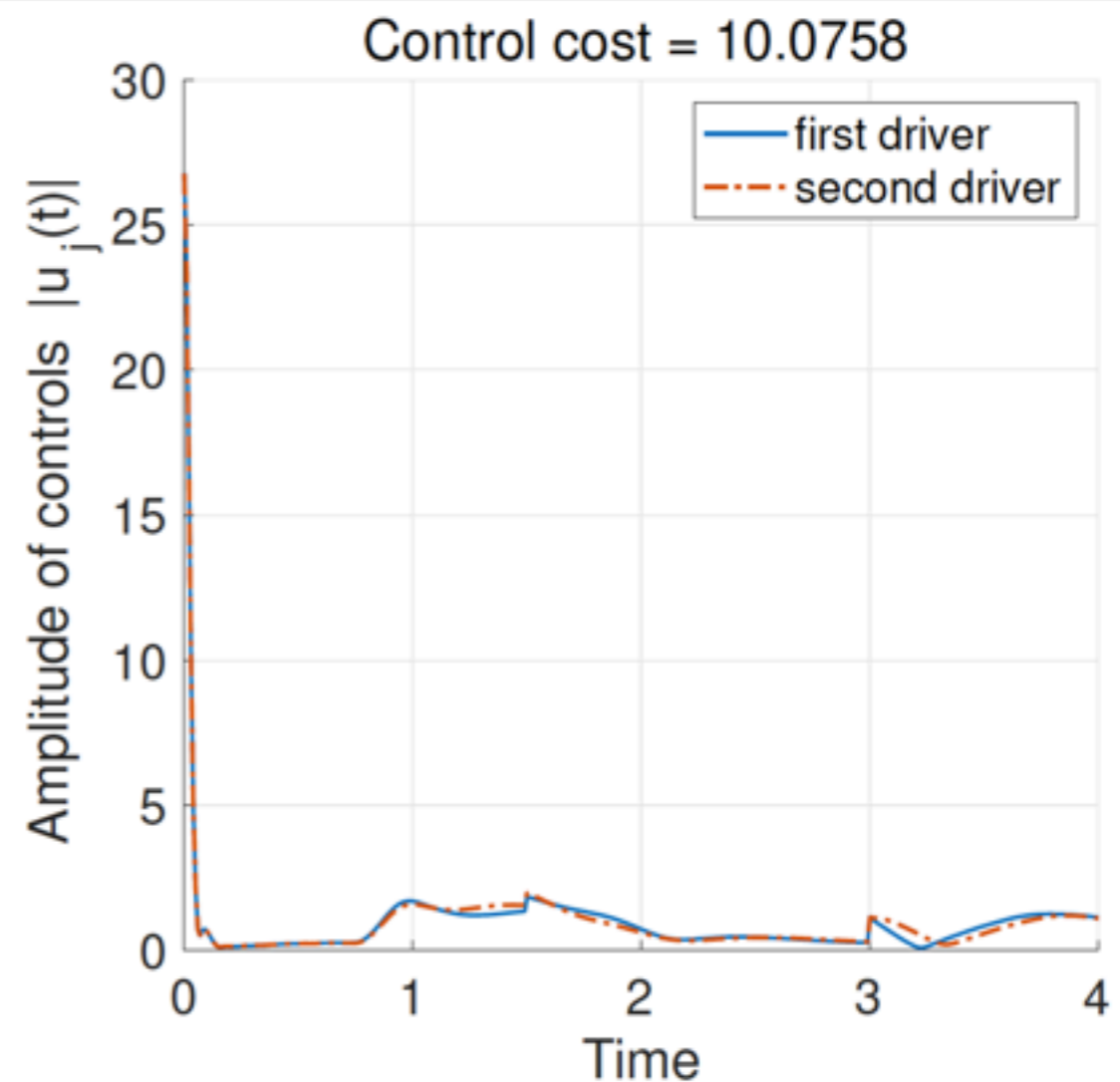
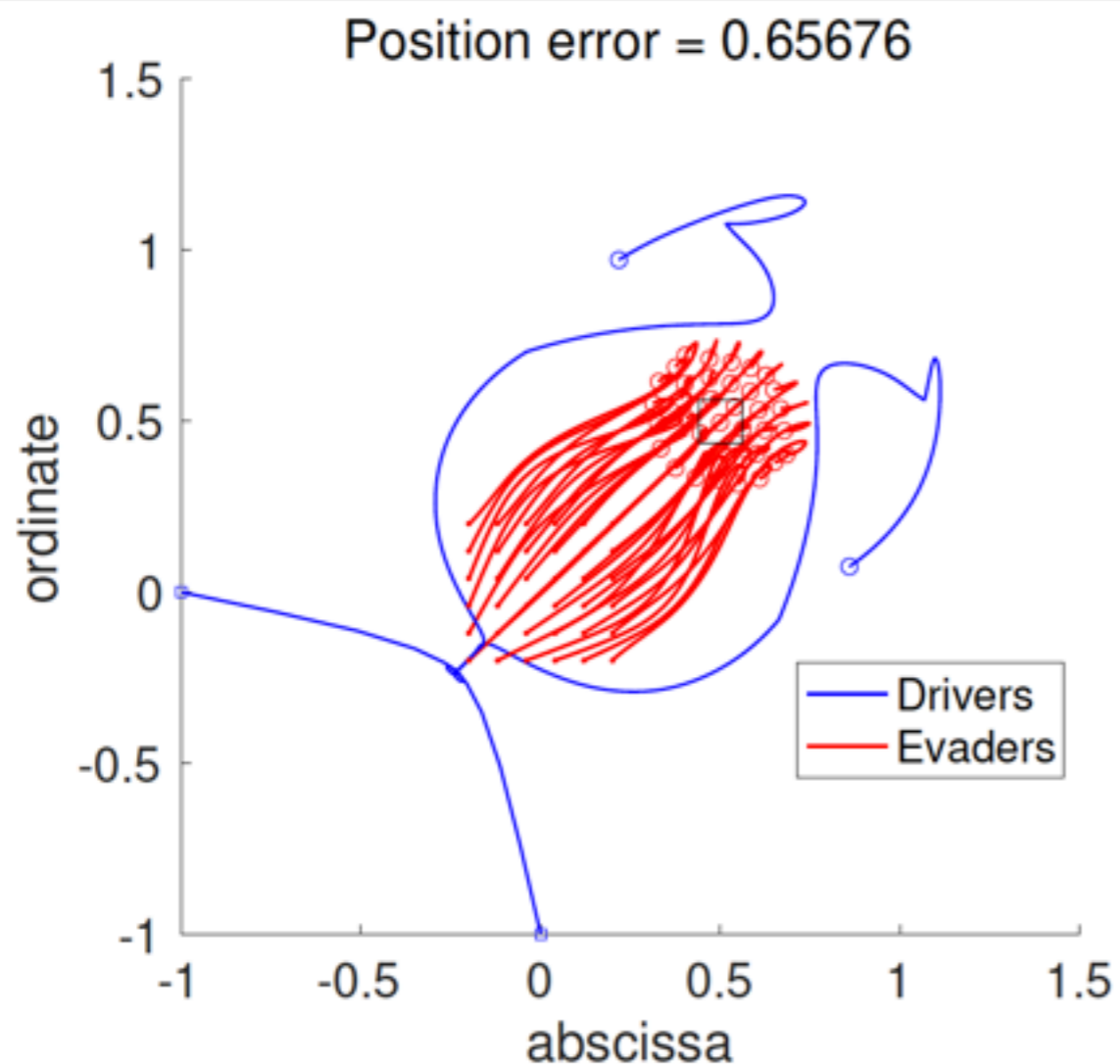


Figure: Iterative control by MPC.

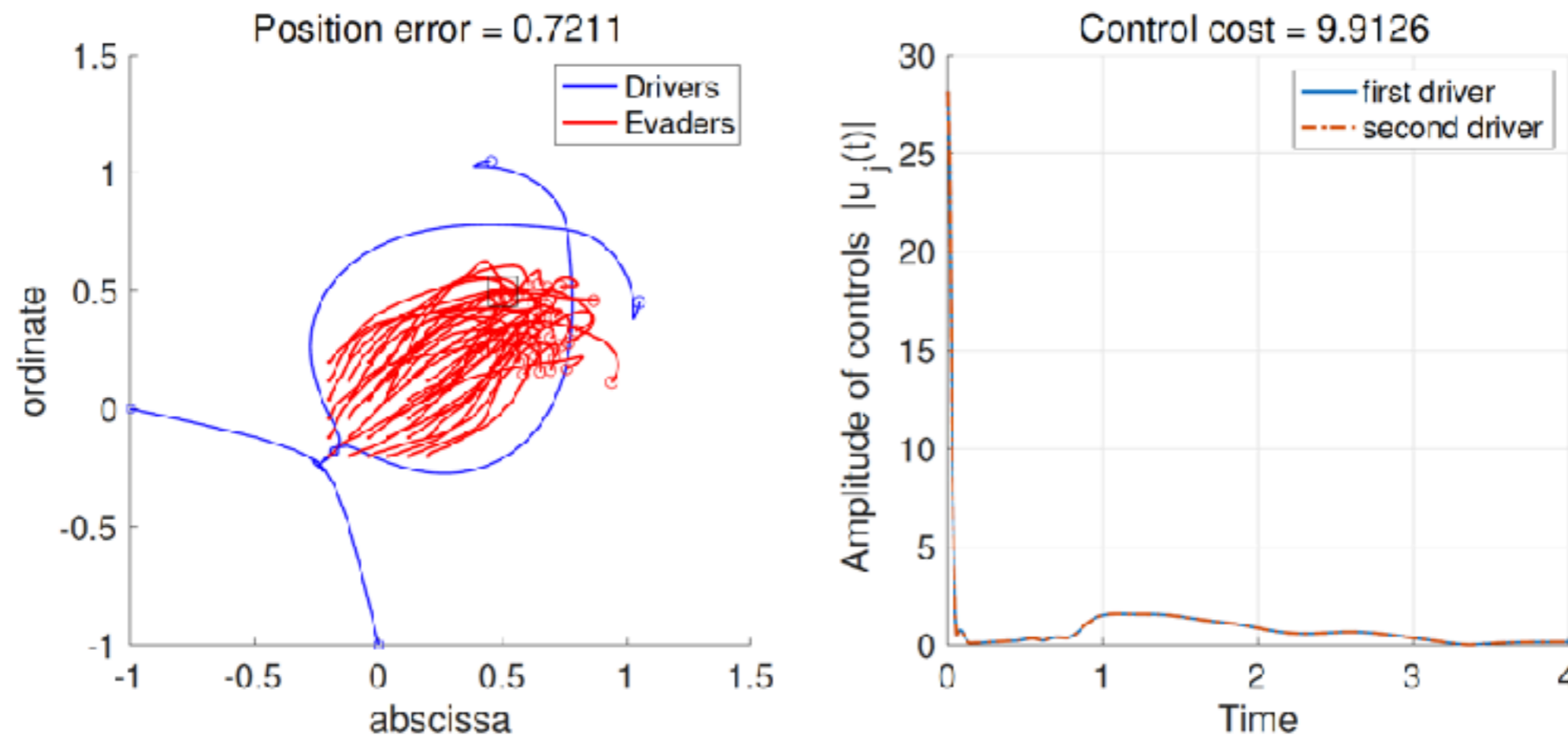
Simulations: MPC + RBM

- Results are almost as successful as when controlling the full system, but at a lower computational cost.
- We observe a more complex dynamics of the controllers at the final time. This is due to the anticipative effect that MPC introduces.



Failure of classical open-loop control strategies in the presence of noise

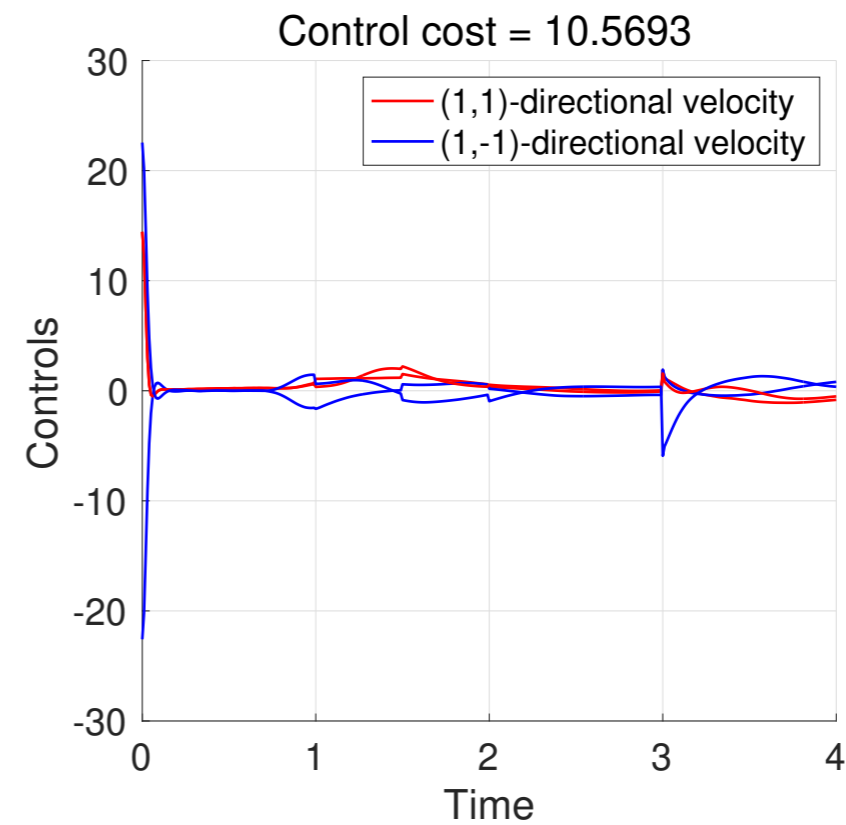
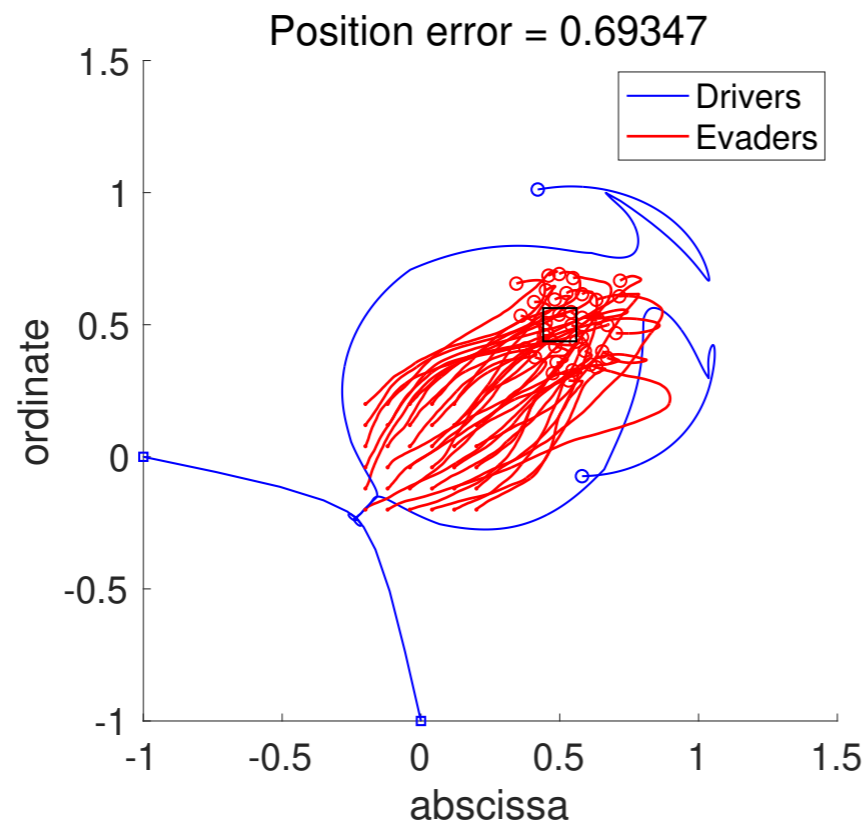
When an unexpected noise perturbs the dynamics of the system, the classical open-loop strategy fails to regulate the system successfully.



The optimal open-loop control is not able to compensate the perturbation introduced by the noise.

The cure of the combined MPC-RBM strategy

The combined MPC-RBM strategy is able to cope with unexpected noisy events.



More drivers are welcome

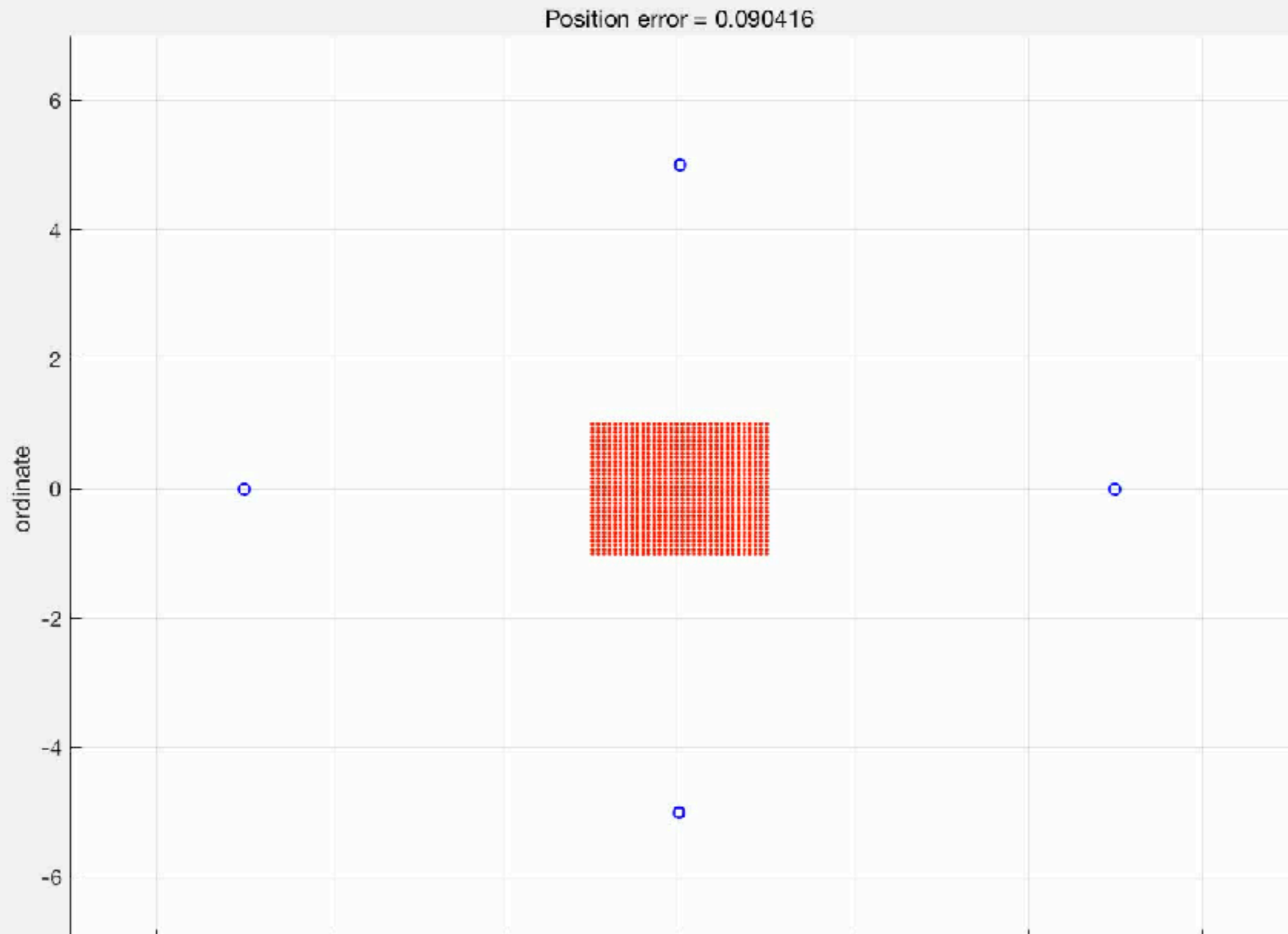


Table of Contents

- 1 A guiding problem: drivers + evaders
- 2 Herding through optimal control
- 3 Random Batch Methods (RBM) on interacting particle systems
- 4 Summary and perspectives**

Summary and perspectives

- The algorithm combines **MPC and RBM**, to compute a **reliable control strategy reducing computational cost**.
- RBM reduces the computation cost on the forward and adjoint dynamics, **from order $O(N^2)$ to $O(NP)$** .
- MPC allows to correct the control variations introduced by the RBM.
- In a computational experiment **36 evaders and 2 drivers, the computation cost is reduced to 16%**, while the performance of control J differs only about 0.5%.
- A rigorous analysis of the convergence of the whole process is pending.

The error analysis of RBM has been developed mainly for contractive systems [Jin, Li, Liu, 2020, JCP], though numerical simulations show good performances [Carrillo, Jin, Li, Zhu, 2019], [Ha, Jin, Kim, 2019].

More complex models

Interesting possible extensions for models in non-flat topographies and 3-d models.



Thank you for your kind invitation and attention!